
















6. Network

- Dell N1548 snmp 
- Dell N1548  Enable/Disable
- n1548 mgmt ip 
- n1548 
- N1548   
- N1548   
- N1548   (admin)
-   

Dell N1548 snmp配置

n1548 配置 snmp 配置

snmp 配置 eng 用户 , snmp 配置 192.168.100.10 配置 配置 配置

```
console>enable
console#configure
Console(config)#hostname master-sw
Console(config)#snmp-server community eng ro
console(config)#snmp-server host 192.168.100.10 eng
console(config)#snmp-server enable traps link
```

Dell N1548

Enable/Disable


1. 37  shutdown

```
#configure
(config)#interface gigabitethernet 1/0/37
(config-if-Gi1/0/37)#shutdown
```

2. 37  

```
#configure
(config)#interface gigabitethernet 1/0/37
(config-if-Gi1/0/37)#no shutdown
```

n1548 mgmt ip

console  mgmt ip / config save

```
Console(config)#enable
Console(config)#configure
Console(config)#interface vlan 1
Console(config-if)#ip address 192.168.200.10 255.255.255.0
Console(config-if)#exit
Console(config-if)#ip routing
Console(config)#ip default-gateway 192.168.200.1
console(config)#exit
```

```
console#copy running-config startup-config
```

This operation may take few minutes.

Management interfaces will not be available during this time.

Are you sure you want to save? (y/n) y

Configuration Saved!

n1548

--	--	--	--



config

--	--	--

--	--	--

```
test-sw(config)#banner motd "-----  
  
test  
  
-----"
```

N1548

N1548  2  port description 

```
test-sw(config-if-Gi1/0/1)#interface gigabitethernet 1/0/2
test-sw(config-if-Gi1/0/1)#description 192.168.50.123
test-sw(config-if-Gi1/0/1)#show interfaces configuration
```

N1548



N1548



testsw



```
console>enable
console#configure
Console(config)#hostname testsw
```

N1548 交换机 (admin)

1. 通过 Telnet 登录交换机 (用户名 admin / 密码 adminpass)

```
test_sw(config)#username admin password adminpass privilege 15

test_sw(config)#aaa authentication login default local

test_sw(config)#aaa authentication login default line

test_sw(config)#aaa authentication enable default line

Q07-L2-1(config)#enable password adminpass
```

2. 配置本地用户 (用户名 admin / 密码 adminpass)

```
test_sw(config)#line console

test_sw(config-line)#login authentication default

test_sw(config-line)#enable authentication default

test_sw(config-line)#password adminpass

test_sw(config-line)#exit
```

3. 通过 Telnet 登录交换机 (用户名 admin / 密码 adminpass)

```
test_sw(config)#line telnet

test_sw(config-telnet)#login authentication default

test_sw(config-telnet)#enable authentication default

test_sw(config-telnet)#password adminpass
```



```
test_sw(config-telnet)#exit
```



1. Dell N1548

```
dell_sw#copy running-config startup-config
```

This operation may take few minutes.

Management interfaces will not be available during this time.

Are you sure you want to save? (y/n) y

Configuration Saved!

2. Cisco

```
Switch#copy running-config startup-config
```

Destination filename [startup-config]?

Building configuration...

[OK]